



Name:	Date:
-------	-------


Unit 3 Lesson 2 Activity


Unit Guiding Question	When and why do I use proportional comparisons?
Objective	I can use tables and graphs to determine whether two variables (x & y) exhibit a proportional relationship.

**Directions:** Ensure your understanding by practicing this concept. Be sure to challenge yourself and persevere through tough problems. ***If you have a question:*** 1) Review your notes 2) Ask a friend 3) Ask your teacher

<b>Problem:</b>	<b>Table:</b>
<b>Graph:</b> 	<b>Proportional or Not? Explanation:</b>

<b>Problem:</b>	<b>Table:</b>
<b>Graph:</b> 	<b>Proportional or Not? Explanation:</b>

<b><u>Problem:</u></b>	<b><u>Table:</u></b>
<b><u>Graph:</u></b> 	<b><u>Proportional or Not? Explanation:</u></b>

<b><u>Problem:</u></b>	<b><u>Table:</u></b>
<b><u>Graph:</u></b> 	<b><u>Proportional or Not? Explanation:</u></b>